

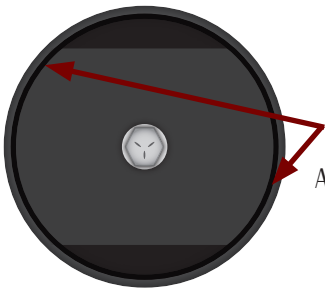
255 Welter Drive
Monticello, IA 52310



P: 877.465.4344
F: 877.465.4042
www.oakstreetmfg.com

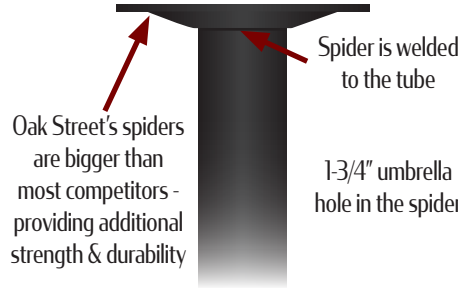
DURAFINISH OUTDOOR STAMPED STEEL CROSS BASES

TUBE BOTTOM (BOTTOM)



Welded anchor plate at bottom of tube.
Anchor plate also has a welded nut on back of anchor plate.

SPIDER / TUBE TOP (SIDE)

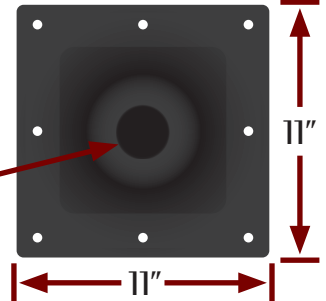


Oak Street's spiders are bigger than most competitors - providing additional strength & durability


Spider is welded to the tube

1-3/4" umbrella hole in the spider

SPIDER (TOP)



TUBE BOTTOM (SIDE)



Oak Street uses a short bolt to screw into the welded anchor plate. This is a much improved method than the competitors, which use a long rod that will torque & stretch when force is applied - making it permanently loose.

Our bolt also has both a lock washer & a flat washer. The flat washer keeps the lock washer from catching on the anchor plate, preventing the bolt from becoming loose.

BASE (TOP)




Stamped Steel base - most competitors use cast iron bases, which is a soft & brittle metal.

BASE (BOTTOM)



Welded glide tabs with hollow back - not possible with cast iron bases - drastically reduce the chances of having a bad tab for glides.

- Specially coated (DURAFINISH) to withstand outdoor conditions
- Constructed of black stamped steel for unparalleled strength & stability - will not fracture under heavier weights like cast iron bases
- Easy two-piece construction for quick assembly
- Includes non-marring adjustable levelers
- Spider attaches to tabletop with (8) 3/4" - #10 screws
- Recommended to use 1 size larger base for bar height applications
- Compatible with 3" or 4" standard height or bar height tubes
- NOT suitable for oceanside or poolside applications.



Inner steel tube and tension bolt located underneath the spider to stabilize umbrellas in outdoor conditions.

BASE SIZE	PART #	WEIGHT	LOCATION
22" x 22"	OD-SSB22	10 lbs	IA, NC
22" x 30"	OD-SSB2230	11 lbs	IA, NC
30" x 30"	OD-SSB30	13 lbs	IA, NC
36" x 36"	OD-SSB36	15 lbs	IA, NC
5" x 22"	OD-SSB522	5 lbs	IA, NC

SUGGESTED STANDARD HEIGHT BASE APPLICATIONS

SQUARE TOPS	RECTANGULAR 24" TOPS	RECTANGULAR 30" TOPS	RECTANGULAR 36" - 42" TOPS	ROUND TOPS
24" x 24" : 22" x 22" Cross	24" x 24" : 22" x 22" Cross	30" x 36" : 22" x 30" Cross	36" or 42" x 48" : 22" x 30" Cross	30" Round : 22" x 22" Cross
30" x 30" : 22" x 22" Cross	24" x 36" : 22" x 30" Cross	30" x 48" : 22" x 30" Cross	36" or 42" x 60" : (2) 5" x 22" T's	36" Round : 30" x 30" Cross
36" x 36" : 30" x 30" Cross	24" x 48" : 22" x 30" Cross	30" x 60" : (2) 5" x 22" T's	36" or 42" x 72" : (2) 5" x 22" T's	42" Round : 36" x 36" Cross
42" x 42" : 36" x 36" Cross	24" x 60" : (2) 5" x 22" T's	30" x 72" : (2) 5" x 22" T's	36" or 42" x 96" : (2) 5" x 22" T's	48" Round : 36" x 36" Cross
48" x 48" : 36" x 36" Cross	24" x 72" : (2) 5" x 22" T's	30" x 96" : (2) 5" x 22" T's		54" - 72" Round : 36" x 36" Cross or (3) 5" x 22" T's